











| | SURFACES | TOOLS | PROCESS | ORBIO MULTI-SURFACE CLEANER CLEANING TIPS |
|---|--|---|---|--|
| GLASS CLEANING  | <ul style="list-style-type: none"> • Glass • Mirrors • Frosted glass | Larger Area <ul style="list-style-type: none"> • Solution bucket • Sponge/applicator (microfiber pad) • Squeegee • Spray&Wipe (microfiber towel) | <ol style="list-style-type: none"> 1. Apply solution with sponge/applicator (microfiber pad) 2. Clean surface to remove stuck-on dirt 3. Squeegee left to right, high to low 4. Collect solution with sponge or wiper (microfiber) at bottom | Frequently change out solution in solution bucket to prevent streaks |
| | | Smaller Area <ul style="list-style-type: none"> • Spray&Wipe (microfiber towel) | <ol style="list-style-type: none"> 1. Spray wipe (microfiber/ towel) 2. Wipe left to right, high to low 3. Clean surface to remove stuck-on dirt | Frequently change out solution in solution bucket to prevent streaks |
| HARD SURFACE (OFF-FLOOR) CLEANING  | <ul style="list-style-type: none"> • Metal (chrome/ aluminium) • Stainless Steel • Glass • Laminate • Plastic • Ceramic • Painted • Sealed wood • Other Non-porous Surfaces | <ul style="list-style-type: none"> • Wipe (microfiber/towel) • Mop bucket | <ol style="list-style-type: none"> 1. Spray wiper (microfiber towel) 2. Clean from left to right, high to low 3. Clean surface to remove stuck-on dirt | If Stainless Steel Polish has been previously used, remove ALL polish (and it's residual oil) with Orbio Multi-Surface Cleaner and microfiber prior to beginning to maintain the surface with Orbi Multi-Surface Cleaner to prevent streaking/uneven finish. |
| DAMP MOPPING  | <ul style="list-style-type: none"> • VCT (Finished or non-finished) • Ceramic • Smooth natural stone • Terrazzo (Sealed or unsealed) • Vinyl • Sealed wood • Rubberized flooring | String Mopping <ul style="list-style-type: none"> • Cotton or Cotton/Poly Mop • Mop bucket | <ol style="list-style-type: none"> 1. Remove large debris/Dustmop floor 2. Dip mop into cleaning solution & wring as needed 3. Clean small areas in "figure 8" pattern 4. Flip mop over when soiled 5. Rinse/wring mop 6. Change scrub water when dirty | Frequently change out solution in solution bucket to prevent streaks |
| | | Micro Fiber Pad Flat Mopping <ul style="list-style-type: none"> • Micro Fiber Pad • Micro Fiber Pad Tub/dispenser | <ol style="list-style-type: none"> 1. Remove large debris/Dustmop floor 2. Attach pre-moistened pad to mop head. 3. Clean small areas in a slightly overlapping "S" pattern 4. Roll pad off mop head when soiled 5. Attach clean pre-moistened pad to mop head. | Frequently change out solution in solution bucket to prevent streaks |
| AUTOMATIC SCRUBBER CLEANING  | <ul style="list-style-type: none"> • VCT (Finished or non-finished) • Ceramic • Smooth natural stone • Terrazzo (Sealed or unsealed) • Vinyl • Sealed wood • Rubberized flooring | <ul style="list-style-type: none"> • Automatic Scrubber • Low foam specifications | <ol style="list-style-type: none"> 1. Remove large debris/Dustmop floor 2. Attach brushes or pads that are appropriate for the floor and soil conditions 3. Starting from the outside perimeter of the area to be cleaned and work toward the center. | <ol style="list-style-type: none"> 1. Rinse solution tank with clear water if conventional cleaning chemicals were used in a previous cleaning session. 2. Do not add conventional chemicals to the Orbio Multi-Surface Cleaner 3. Do not dilute the Orbio Multi-Surface Cleaner with water 4. Check if brushes or pads are in good condition and not fully loaded with chemicals and/or dirt. |
| CARPET CLEANING  | <ul style="list-style-type: none"> • Nylon • Polypropylene (Olefin) • Polyester • Wool (not with water or product!) | Spotting <ul style="list-style-type: none"> • Extractor with Hand Tool Wand or Spotting Extractor • White Terrycloth towel • Plastic scraper • Hand Brush | <ol style="list-style-type: none"> 1. Soak up excess liquid with towel 2. Apply Orbio Multi-Surface Cleaning Solution to spot 3. Starting at edge of the spot, scrape soilage toward center. 4. Blot the area (not brush!) with Terrycloth towel to transfer soil from carpet 5. Repeat 2-4 above if necessary 6. Extract the spot with Orbio Multi-Surface Cleaner | <ol style="list-style-type: none"> 1. Most water soluble soils (sugar, starch, salt, etc) and many organic oils, fats and proteins can be effectively removed with Orbio Multi-Surface Cleaning Solution . 2. Set-in stains and dry solvent soluble soils require specialized chemicals and procedures found in a Carpet Spotting Kit. |
| | | Periodic/Interim Cleaning <ul style="list-style-type: none"> • Pull-back Extractor (Light Extraction) • Walk-behind Extractor (Light Extraction) • ReadySpace Technology (Soil Transfer Extraction) | <ol style="list-style-type: none"> 1. Vacuum carpet 2. Spot removal, if needed (See Spotting) 3. Fill solution tank with Orbio Multi-Surface Cleaner 4. Starting from the outside perimeter of the area to be cleaned and work toward the center, using decreased solution flow and increased travel speed compared to restorative extraction. | For additional cleaning performance and slightly increased dry times, a pre-spray of Orbio Multi-Surface Cleaner may be added. Adding Orbio Multi-Surface Cleaner pre-spray does not result in increased chemical left behind in the carpet or the resulting concern over resoiling. |
| | | Restorative Cleaning <ul style="list-style-type: none"> • Sprayer to dispense Pre-spray • Canister Extractor • Pull-back Extractor • Walk-behind Extractor | <ol style="list-style-type: none"> 1. Vacuum carpet 2. Spot removal, if needed (See Spotting) 3. Pre-spray carpet with Orbio Multi-Surface Cleaner 3. Fill solution tank with Orbio Multi-Surface Cleaner 4. Starting from the outside perimeter of the area to be cleaned and work toward the center, using high solution flow and low travel speed. | For additional cleaning performance and slightly increased dry times, additional pre-spray of Orbio Multi-Surface Cleaner in higher soiled areas may be used. Adding Orbio Multi-Surface Cleaner pre-spray does not result in increased chemical left behind in the carpet or the resulting concern over resoiling. However, care should be given to not over wet the carpet, which may cause damage to subflooring, backing or glues. |

| | SURFACES | TRADITIONAL CHEMISTRY | PRODUCT EXAMPLES | DILUTION RANGE | " Average Price/L undiluted (excl. VAT) " |
|---|--|--|--|--|---|
| GLASS CLEANING  | <ul style="list-style-type: none"> • Glass • Mirrors • Frosted glass | Daily used / Periodic used <ul style="list-style-type: none"> • Ready to use spraycleaners (pH 7-11) • (Mostly solvent (Alcoholic) based) | Werner&Mertz: Tana Greencare Glass- & window cleaner N4 Diversey: Taski Sprint Multiosio Ecolab: Alklanet glass cleaner | Ready to use Ready to use Ready to use | £ 1.71 £ 5.51 £ 4.70 |
| | | All purpose cleaners (pH 6-7) | Werner&Mertz: All purpose cleaner N1 Diversey: Taski Sprint 200 Ecolab: Brial Top interior | 0,5%-1% 0,5%-8% 0,5%-2% | £2.05 £2.56 £2.19 |
| HARD SURFACE (OFF-FLOOR) CLEANING  | <ul style="list-style-type: none"> • Metal (chrome/ aluminium) • Stainless Steel • Glass • Laminate • Plastic • Ceramic • Painted • Sealed wood • other Non-porous Surfaces | Daily used Daily sanitary cleaners (pH 1-4) Daily all purpose cleaners (pH 6-7) | Werner&Mertz: Tana Lavocid Diversey: Taski Sani 100 N.C. Ecolab: Into action plus Sanitair | 1%-2% 0,2%-2% 0,20% | £9.98 £3.12 £13.75 |
| | | Periodic used Periodic sanitary cleaners (pH 7-11) | Werner&Mertz: Tana Alkastar Diversey: Taski Sani Ami Ecolab: Foamguard A | 0,25%-2% Ready to use 2,50% | £2.48 £7.68 £3.14 |
| | | Periodic all purpose cleaners (pH 8-11) | Werner&Mertz: AZ 70 Diversey: Taski Sprint Emerel Ecolab: Heavy duty all purpose degreaser cleaner | 1%-2% 0,20% 0,5%-1% | £1.75 £3.78 £4.01 |
| | | Specials Stainless steel cleaner (pH 10) Toiletcleaner/Decalcer (pH<1) | 3M: Stainless steel cleaner spray Diversey: Taski Sani Clonet | Ready to use Ready to use | £15.95 £9.66 |
| DAMP MOPPING  | <ul style="list-style-type: none"> • VCT (Finished or non-finished) • Ceramic • Smooth natural stone • Terrazzo (Sealed or unsealed) • Vinyl • Sealed wood • Rubberized flooring | Daily used Daily Floor cleaners (pH 7-8) | Werner&Mertz: Tana Floor Cleaner-S Diversey: Taski Sprint 200 Cleangreen: F1 Daily Floorcleaner | 0,5%-2,5% 0,5%-8% 0,80% | £2.29 £2.56 £2.68 |
| | | Floorcleaners with solvents (pH 9-10) Important! Can't be used on every floor. | Werner&Mertz: Tana Cleaner R Diversey: Taski Jontec Best Cleangreen: F45 Degreaser | Ready to use 1%-5% 10% | £4.25 £4.94 £3.56 |
| | | Periodic used Periodic Floorcleaners (pH 11-14) Important! Can't be used on every floor. | Werner&Mertz: Tana Deep Clean Ceram Diversey: Taski Actival Ecolab: Neomat GMS Cleangreen: F4 Industrial Floorcleaner | 5%-20% 1%-5% 1%-15% 1%-2% | £2.12 £6.19 £3.57 £2.64 |
| | | Floorcleaners with solvents (pH 9-10) Important! Can't be used on every floor. | Werner&Mertz: Tana Cleaner R Diversey: Taski Jontec Best Cleangreen: F45 Degreaser | Ready to use 1%-5% 10% | £4.25 £4.94 £3.56 |
| AUTOMATIC SCRUBBER CLEANING  | <ul style="list-style-type: none"> • VCT (Finished or non-finished) • Ceramic • Smooth natural stone • Terrazzo (Sealed or unsealed) • Vinyl • Sealed wood • Rubberized flooring | Daily used (low foam products) Daily Floor cleaners (pH 7-8) | Werner&Mertz: Tana Floor Cleaner-S Diversey: Taski Sprint 200 Cleangreen: F1 Daily Floorcleaner | 0,5%-2,5% 0,5%-8% 0,80% | £2.29 £2.56 £2.68 |
| | | Floorcleaners with solvents (pH 9-10) Important! Can't be used on every floor. | Werner&Mertz: Tana Cleaner R Diversey: Taski Jontec Best Cleangreen: F45 Degreaser | Ready to use 1%-2,5% 10% | £4.25 £4.94 £3.56 |
| | | Periodic used (low foam products) Periodic Floorcleaners (pH 11-14) Important! Can't be used on every floor. | Werner&Mertz: Tana Deep Clean Ceram Diversey: Taski Actival Ecolab: Neomat GMS Cleangreen: F4 Industrial Floorcleaner | 5%-20% 1%-2% 1%-15% 1%-2% | £2.12 £6.19 £3.57 £2.64 |
| | | Floorcleaners with solvents (pH 9-10) Important! Can't be used on every floor. | Werner&Mertz: Tana Cleaner R Diversey: Taski Jontec Best Cleangreen: F45 Degreaser | Ready to use 1%-5% 10% | £4.25 £4.94 £3.56 |
| CARPET CLEANING  | <ul style="list-style-type: none"> • Nylon • Polypropylene (Olefin) • Polyester • Wool (not with water or product!) | Daily used/ Periodic used Synthetical carpet cleaner (pH 6-12) (Only water resistant carpets!) | Diversey: Taski Tapi Shampoo Diversey: Taski Tapi Extract Cleangreen: F20 Carpetcleaner Ecolab: Sapur Shampoo Ecolab: Revitalize Carpet and Upholstery Extraction Cleaner | 3%-10% 2%-10% 3% 6,5%-16% 0,7%-1,5% | £7.82 £4.17 £3.19 £4.36 £3.97 |
| | | Specials Carpet spotspray cleaners (pH 6-9) | Diversey: Taski Tapi Spotex | Ready to use | £18.28 |

*Highlighted products can be replaced by Orbio Solution